

How to synchronise your clock with the UNE Time Servers under Ubuntu Linux

Select System -> Administration -> Time and Date

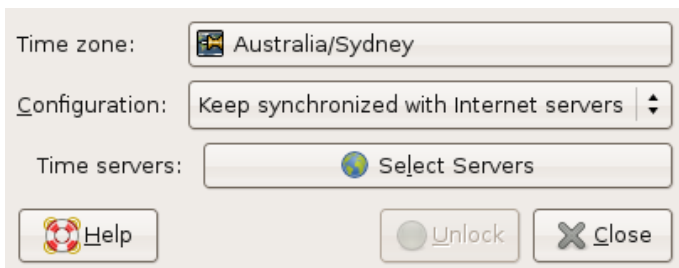
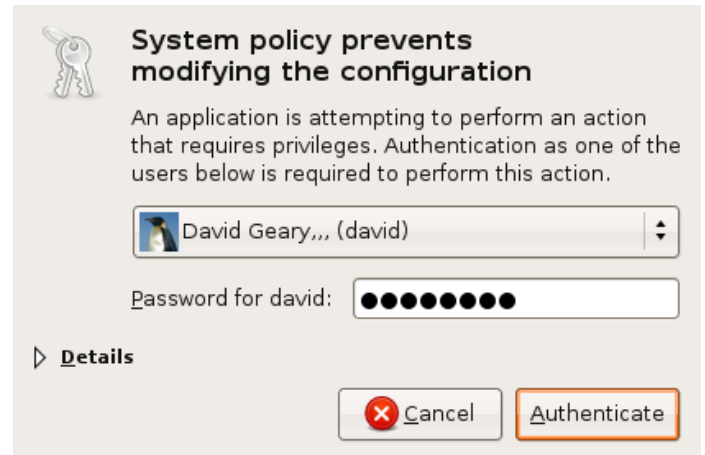


Click 'Unlock'

Select the local Administrator account

Enter the local Administrator password

Click 'Authenticate'



Select 'Keep synchronized with internet servers' for Configuration

Click 'Select Servers'

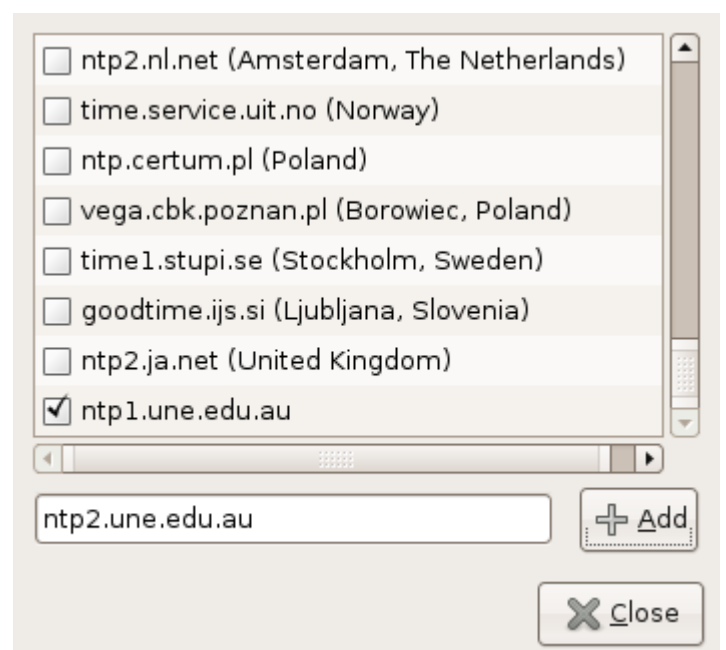
Uncheck all Servers

Enter 'ntp1.une.edu.au'
Click 'Add'

Enter 'ntp2.une.edu.au'
Click 'Add'

Click 'Close'

The System Clock will be adjusted slowly to match the clocks of the Time Servers



Questions and Comments email the Linux User Group: linux@une.edu.au