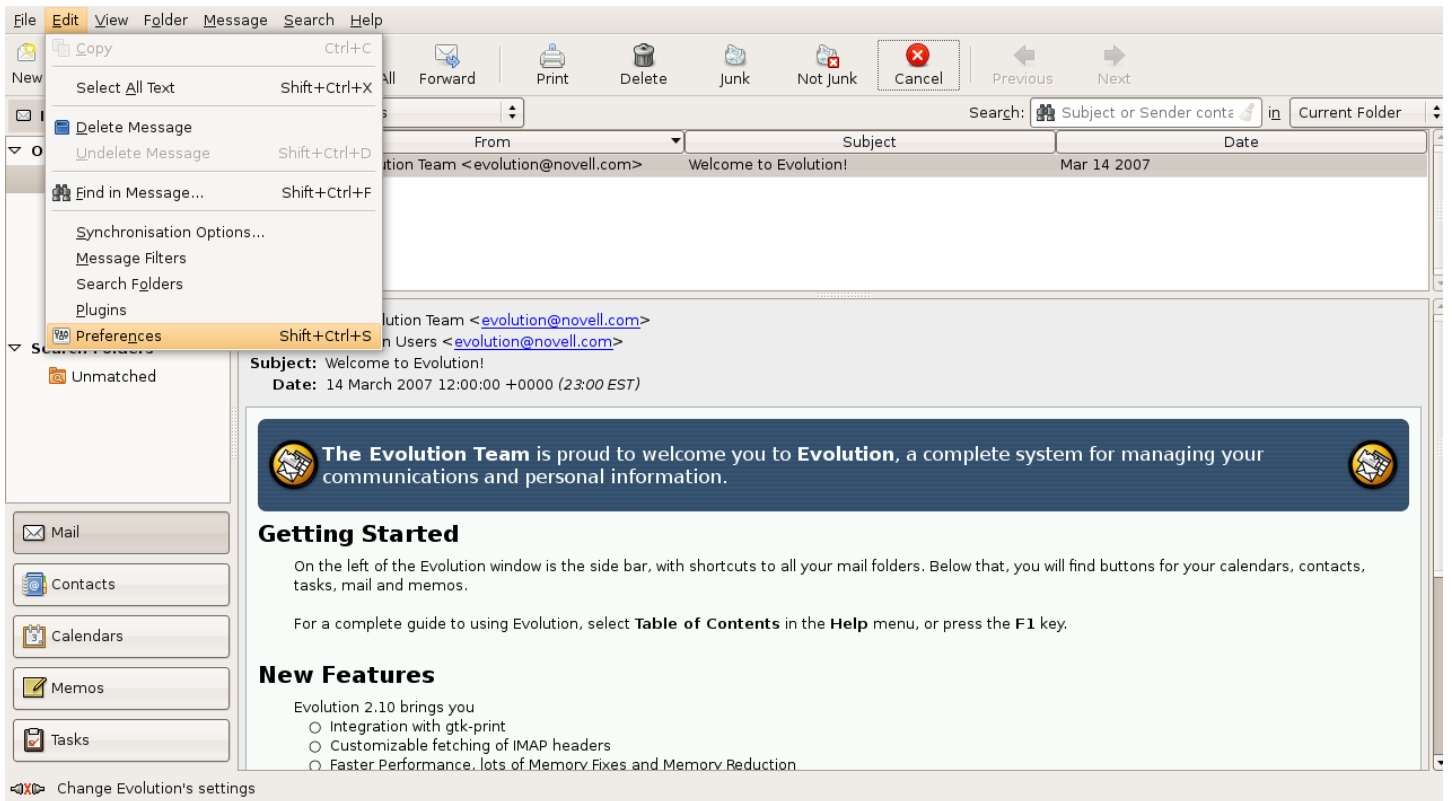
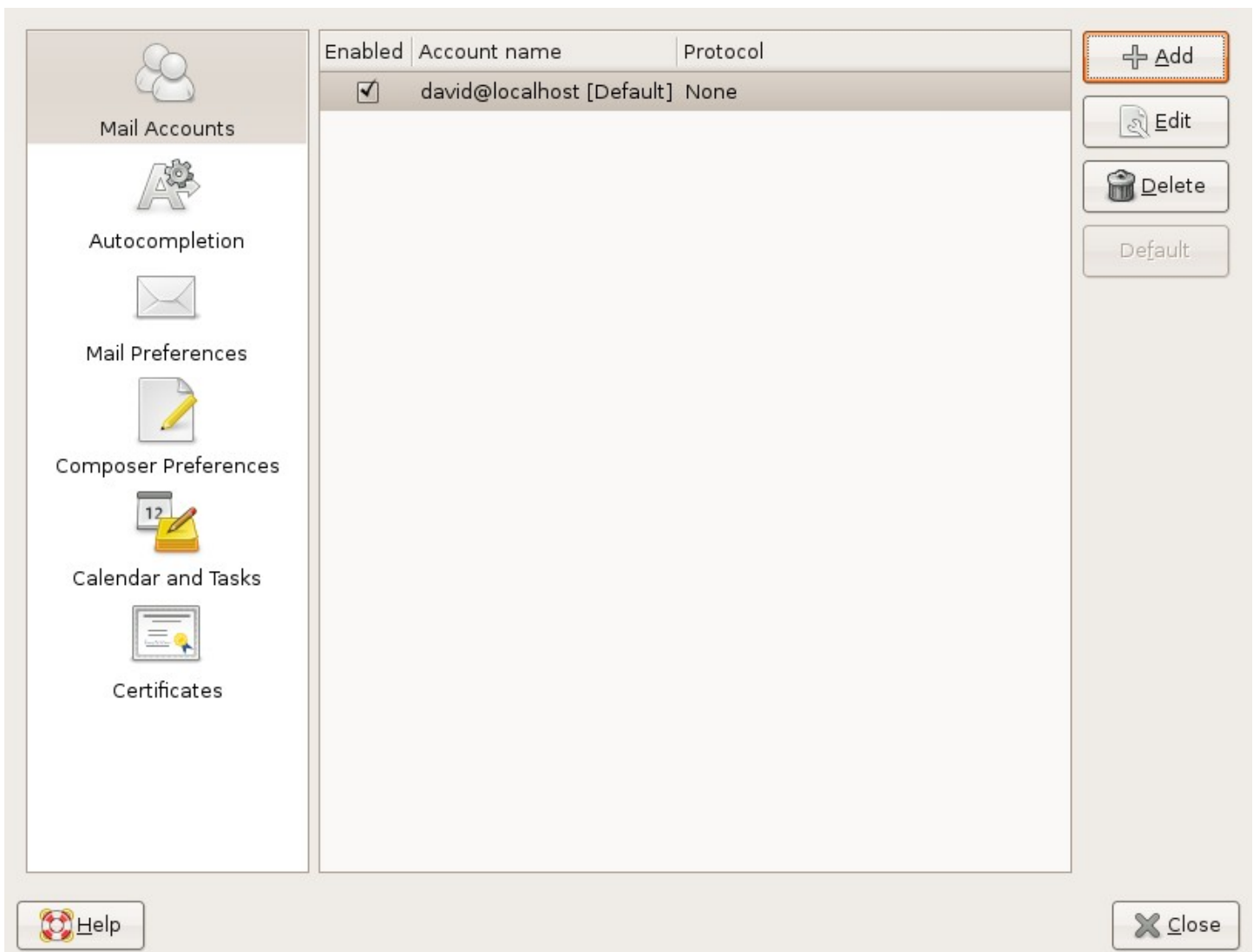


How to set up Evolution to use the UNE Mail Server (1/4)



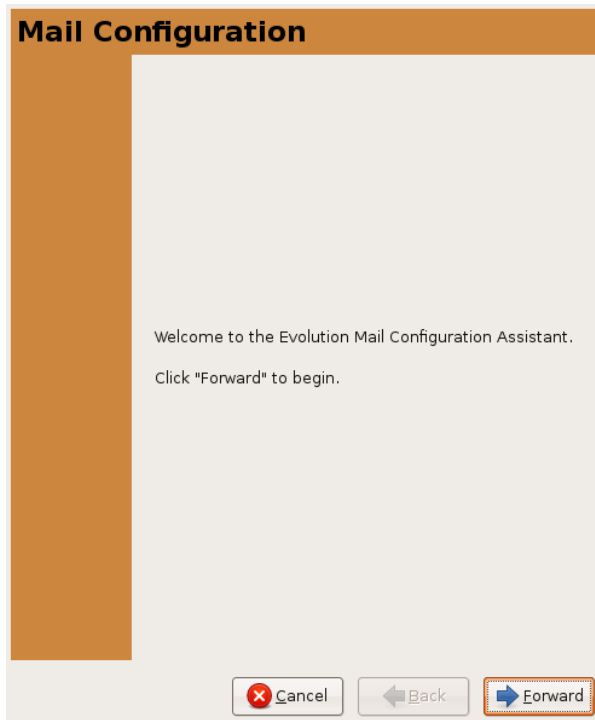
Select Edit -> Preferences

Select Add



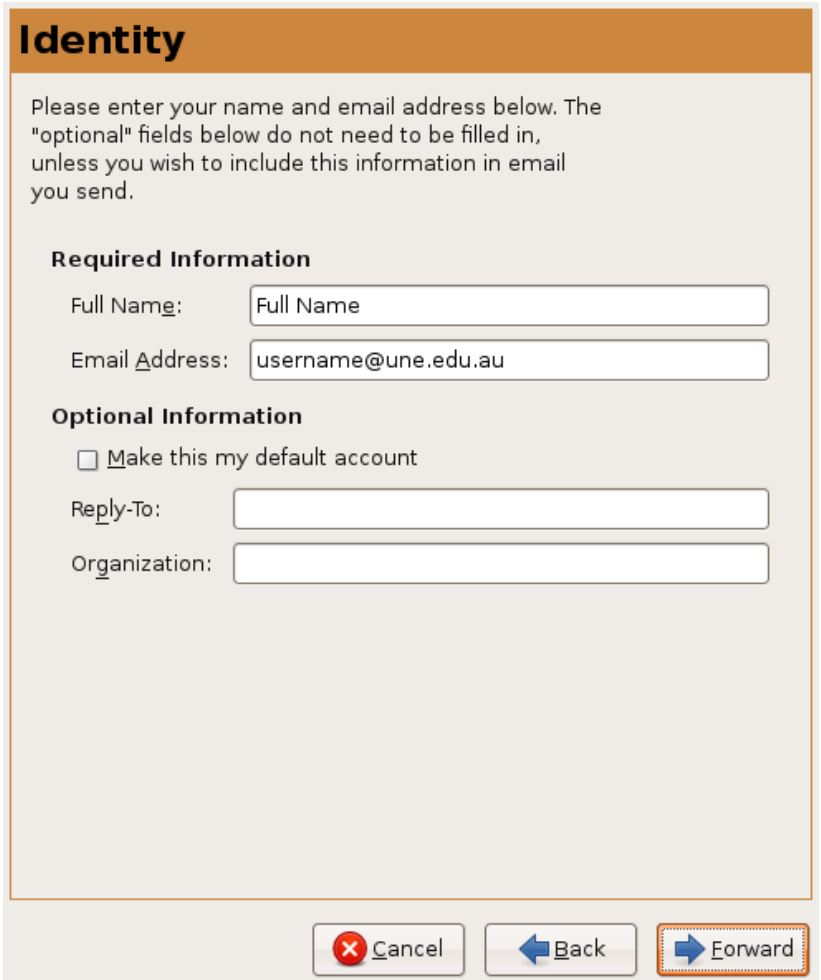
How to set up Evolution to use the UNE Mail Server (2/4)

Click Forward



Mail Configuration

Welcome to the Evolution Mail Configuration Assistant.
Click "Forward" to begin.



Identity

Please enter your name and email address below. The "optional" fields below do not need to be filled in, unless you wish to include this information in email you send.

Required Information

Full Name:

Email Address:

Optional Information

Make this my default account

Reply-To:

Organization:

Enter your Full Name

Enter your UNE email address

Click Forward

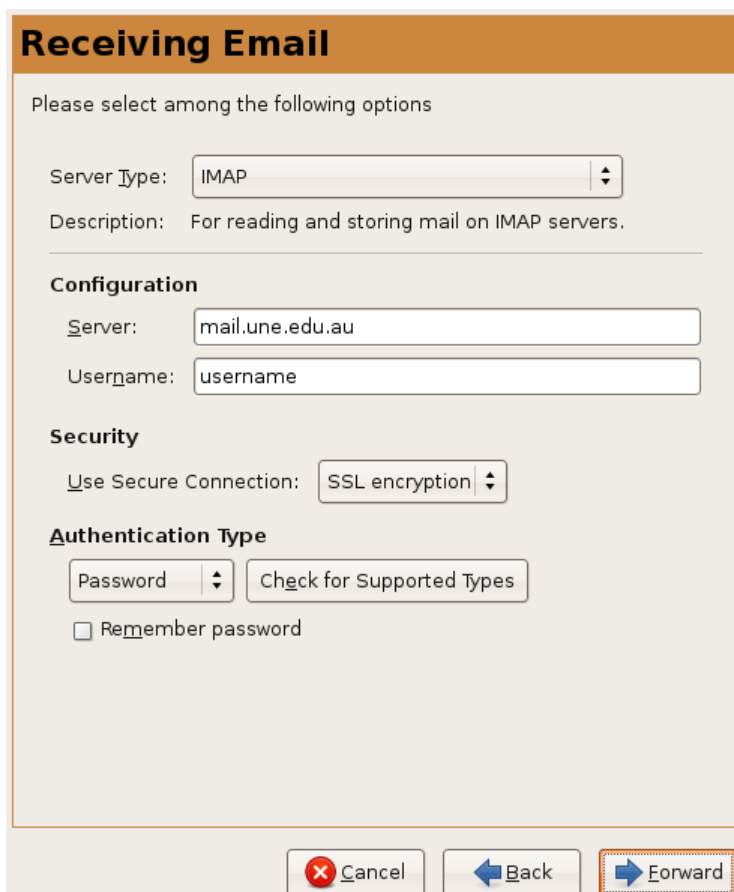
Select either IMAP or POP as the Server Type

Enter mail.une.edu.au as the Server

Enter your UNE username as the username

Select either SSL, TLS, or No Encryption for Use Secure Connection

Click Forward



Receiving Email

Please select among the following options

Server Type:

Description: For reading and storing mail on IMAP servers.

Configuration

Server:

Username:

Security

Use Secure Connection:

Authentication Type

Password:

Remember password

How to set up Evolution to use the UNE Mail Server (3/4)

Receiving Options

Checking for New Mail

- Check for new messages every minutes
- Check for new messages in all folders

Connection to Server

- Use custom command to connect to server

Command:

Folders

- Show only subscribed folders
- Override server-supplied folder namespace

Namespace:

Options

- Apply filters to new messages in INBOX on this server
- Check new messages for Junk contents
- Only check for junk messages in the INBOX folder
- Automatically synchronize remote mail locally

Click Forward

Sending Email

Please enter information about the way you will send mail. If you are not sure, ask your system administrator or Internet Service Provider.

Server Type:

Description: For delivering mail by connecting to a remote mailhub using SMTP.

Server Configuration

Server:

- Server requires authentication

Security

Use Secure Connection:

Authentication

Type:

Username:

- Remember password

Select SMTP as the Server Type

Enter mailhub.une.edu.au as the Server

Select either No Encryption, TLS, or SSL for Use Secure Connection

Enter your UNE username as the Username

Click Forward

Questions and Comments email the Linux User Group: linux@une.edu.au

How to set up Evolution to use the UNE Mail Server (4/4)

Account Management

Please enter a descriptive name for this account in the space below.
This name will be used for display purposes only.

Account Information

Type the name by which you would like to refer to this account.
For example: "Work" or "Personal"

Name:

Enter a name for the account

Click Forward

Done

Congratulations, your mail configuration is complete.

You are now ready to send and receive email using Evolution.

Click "Apply" to save your settings.

Click Apply